





District Health Assessment for Multiple District 101 through October 2025

		Clubs							Membership							Member Strength		Cancellation		Reports			Finance	Leadership			
District Name	Status/ Number of Months in Status *	Active Clubs	Clubs in Status Quo	Total Clubs	% Status Quo Clubs in Financial Suspension	New Clubs	Cancelled Clubs	YTD Net Club Gain/ Loss	Current Members In Active Clubs	Current Members In Status Quo Clubs	Current Total Members Count	YTD Add	YTD Drop	YTD NetGrowth (includes Active and Status Quo)	YTD NetGrowth% (includes Active and Status Quo)	Member Count 12 Months Ago	Average Member Count Per Club	% of Clubs with less than 20 members	Average Cancelled Club Age	Members Lost Due to Cancelled Clubs	% of Clubs Reporting Service	% No MMR in 3 Months	% No Officer Report in 12 months	% of Clubs with balance 90+ days	Number of Zone Chairs Recorded	Number of Region Chairs Recorded	District Officers Vacancies **
101 M	T(24)	55	0	55	0%	0	0	0	1014	0	1014	23	14	9	0.90%	979	18	62%	0	0	9%	45%	0%	7%	9	0	
101 N	T(24)	34	0	34	0%	0	0	0	709	0	709	10	19	-9	-1.25%	744	21	53%	0	0	9%	35%	0%	6%	6	0	
101 O	T(24)	51	0	51	0%	0	1	-1	1112	0	1112	22	22	0	0.00%	1,181	22	47%	71	0	10%	37%	0%	8%	7	0	
101 S		79	0	79	0%	0	1	-1	2119	0	2119	47	40	7	0.33%	2,123	27	30%	34	1	1%	30%	0%	3%	6	0	
101 V		70	0	70	0%	0	1	-1	1602	0	1602	24	29	-5	-0.31%	1,645	23	43%	57	0	3%	44%	0%	1%	9	0	
		289	0	289	0%	0	3	-3	6556	0	6556	126	124	2	0.03%	6,672	23	45%	54	1	6%	38%	0%	4%	37	0	




District Health Assessment for Multiple District 102 through October 2025

		Clubs							Membership							Member Strength		Cancellation		Reports			Finance	Leadership			
District Name	Status/ Number of Months in Status *	Active Clubs	Clubs in Status Quo	Total Clubs	% Status Quo Clubs in Financial Suspension	New Clubs	Cancelled Clubs	YTD Net Club Gain/Loss	Current Members In Active Clubs	Current Members In Status Quo Clubs	Current Total Members Count	YTD Add	YTD Drop	NetGrowth (includes Active and Status Quo)	NetGrowth% (includes Active and Status Quo)	Member Count 12 Months Ago	Average Member Count Per Club	% of Clubs with less than 20 members	Average Cancelled Club Age	Members Lost Due to Cancelled Clubs	% of Clubs Reporting Service	% No MMR in 3 Months	% No Officer Report in 12 months	% of Clubs with balance 90+ days	Number of Zone Chairs Recorded	Number of Region Chairs Recorded	District Officers Vacancies **
102 W		107	0	107	0%	0	0	0	3895	0	3895	68	34	34	0.88%	3,928	36	6%	0	0	22%	0%	0%	0%	0	0	
102 E		95	0	95	0%	0	0	0	3307	0	3307	36	36	0	0.00%	3,311	35	4%	0	0	37%	0%	0%	0%	15	3	
102 C		72	0	72	0%	0	0	0	2996	0	2996	36	27	9	0.30%	3,031	42	0%	0	0	25%	0%	0%	0%	0	0	
		274	0	274	0%	0	0	0	10198	0	10198	140	97	43	0.42%	10,270	37	4%	0	0	28%	0%	0%	0%	15	3	




District Health Assessment for Multiple District 103 through October 2025

		Clubs							Membership							Member Strength		Cancellation		Reports			Finance		Leadership		
District Name	Status/ Number of Months in Status *	Active Clubs	Clubs in Status Quo	Total Clubs	% Status Quo Clubs in Financial Suspension	New Clubs	Cancelled Clubs	YTD Net Club Gain/ Loss	Current Members In Active Clubs	Current Members In Status Quo Clubs	Current Total Members Count	YTD Add	YTD Drop	YTD NetGrowth (includes Active and Status Quo)	YTD NetGrowth% (includes Active and Status Quo)	Member Count 12 Months Ago	Average Member Count Per Club	% of Clubs with less than 20 members	Average Cancelled Club Age	Members Lost Due to Cancelled Clubs	% of Clubs Reporting Service	% No MMR in 3 Months	% No Officer Report in 12 months	% of Clubs with balance 90+ days	Number of Zone Chairs Recorded	Number of Region Chairs Recorded	District Officers Vacancies **
103 N		103	0	103	0%	0	0	0	2039	0	2039	61	51	10	0.49%	2,025	20	50%	0	0	4%	0%	0%	10%	0	0	
103NIE		72	0	72	0%	0	0	0	1412	0	1412	17	49	-32	-2.22%	1,453	20	53%	0	0	22%	4%	1%	8%	0	0	
103 E		117	0	117	0%	1	0	1	2272	0	2272	64	63	1	0.04%	2,277	19	50%	0	0	13%	3%	1%	11%	19	0	
103 C		69	0	69	0%	0	3	-3	1316	0	1316	26	51	-25	-1.86%	1,368	19	52%	34	13	9%	6%	3%	13%	8	0	
103CC	T(18)	65	0	65	0%	0	0	0	1204	0	1204	31	41	-10	-0.82%	1,237	19	63%	0	0	22%	0%	0%	29%	0	0	
103CE		62	0	62	0%	0	2	-2	1306	0	1306	39	27	12	0.93%	1,284	21	47%	37	0	15%	2%	2%	21%	0	0	
103CS		89	0	89	0%	1	0	1	2041	0	2041	58	66	-8	-0.39%	2,017	23	42%	0	0	15%	6%	0%	10%	0	0	
103CW		78	0	78	0%	1	0	1	1528	0	1528	63	42	21	1.39%	1,490	20	55%	0	0	12%	3%	1%	10%	0	0	
103SE	T(4)	64	0	64	0%	1	0	1	1240	0	1240	60	51	9	0.73%	1,256	19	56%	0	0	5%	0%	0%	13%	11	0	
103 S		113	0	113	0%	1	0	1	2106	0	2106	64	71	-7	-0.33%	2,126	19	62%	0	0	12%	11%	0%	8%	14	0	
103SW		81	0	81	0%	0	1	-1	1480	0	1480	46	36	10	0.68%	1,538	18	68%	13	0	21%	4%	0%	4%	0	0	
103 W		74	0	74	0%	0	0	0	1527	0	1527	26	23	3	0.20%	1,517	21	47%	0	0	9%	9%	4%	18%	0	0	
103IE	T(24)	49	0	49	0%	1	0	1	865	0	865	30	18	12	1.41%	850	18	61%	0	0	6%	2%	2%	39%	0	0	
103IP	T(24)	40	0	40	0%	0	0	0	540	0	540	27	44	-17	-3.05%	555	14	75%	0	0	15%	10%	0%	15%	4	0	
103IW		80	0	80	0%	0	0	0	1294	0	1294	18	28	-10	-0.77%	1,325	16	74%	0	0	8%	18%	1%	1%	0	0	
		1156	0	1156	0%	6	6	0	22170	0	22170	630	661	-31	-0.14%	22,318	19	56%	31	13	12%	5%	1%	13%	56	0	



District Health Assessment for Multiple District 103 through October 2025

		Clubs							Membership							Member Strength		Cancellation		Reports			Finance	Leadership			
District Name	Status/ Number of Months in Status *	Active Clubs	Clubs in Status Quo	Total Clubs	% Status Quo Clubs in Financial Suspension	New Clubs	Cancelled Clubs	YTD Net Club Gain/Loss	Current Members In Active Clubs	Current Members In Status Quo Clubs	Current Total Members Count	YTD Add	YTD Drop	YTD NetGrowth (includes Active and Status Quo)	YTD NetGrowth% (includes Active and Status Quo)	Member Count 12 Months Ago	Average Member Count Per Club	% of Clubs with less than 20 members	Average Cancelled Club Age	Members Lost Due to Cancelled Clubs	% of Clubs Reporting Service	% No MMR in 3 Months	% No Officer Report in 12 months	% of Clubs with balance 90+ days	Number of Zone Chairs Recorded	Number of Region Chairs Recorded	District Officers Vacancies **
104 A	T(24)	45	0	45	0%	0	0	0	956	0	956	48	22	26	2.80%	940	21	44%	0	0	64%	22%	4%	11%	8	0	
104 B		61	0	61	0%	0	1	-1	1522	0	1522	37	48	-11	-0.72%	1,533	25	31%	43	0	87%	25%	0%	2%	10	0	
104 C		64	0	64	0%	0	0	0	1375	0	1375	39	37	2	0.15%	1,388	21	47%	0	0	27%	31%	8%	3%	10	0	
104 D		70	0	70	0%	0	2	-2	1573	0	1573	63	57	6	0.38%	1,574	22	43%	48	24	46%	36%	0%	6%	17	0	
104 E		77	0	77	0%	0	0	0	1798	0	1798	32	56	-24	-1.32%	1,853	23	36%	0	0	32%	36%	1%	4%	10	0	
		317	0	317	0%	0	3	-3	7224	0	7224	219	220	-1	-0.01%	7,288	23	40%	47	24	49%	31%	3%	5%	55	0	




District Health Assessment for Multiple District 105 through October 2025

District Name	Status/ Number of Months in Status *	Clubs							Membership							Member Strength		Cancellation		Reports			Finance		Leadership		
		Active Clubs	Clubs in Status Quo	Total Clubs	% Status Quo Clubs in Financial Suspension	New Clubs	Cancelled Clubs	YTD Net Club Gain/Loss	Current Members In Active Clubs	Current Members In Status Quo Clubs	Current Total Members Count	YTD Add	YTD Drop	YTD NetGrowth (includes Active and Status Quo)	YTD NetGrowth% (includes Active and Status Quo)	Member Count 12 Months Ago	Average Member Count Per Club	% of Clubs with less than 20 members	Average Cancelled Club Age	Members Lost Due to Cancelled Clubs	% of Clubs Reporting Service	% No MMR in 3 Months	% No Officer Report in 12 months	% of Clubs with balance 90+ days	Number of Zone Chairs Recorded	Number of Region Chairs Recorded	District Officers Vacancies **
105 A		70	0	70	0%	1	0	1	1280	0	1280	74	24	50	4.07%	1,245	18	57%	0	0	70%	44%	0%	26%	12	0	
105CE		79	0	79	0%	0	1	-1	1330	0	1330	37	27	10	0.76%	1,371	17	66%	12	0	37%	49%	4%	8%	13	0	
105CN	T(24)	76	0	76	0%	0	0	0	1004	0	1004	30	28	2	0.20%	1,042	13	80%	0	0	37%	61%	11%	5%	7	0	
105CW		91	0	91	0%	0	2	-2	1577	0	1577	42	44	-2	-0.13%	1,605	17	63%	2	0	34%	45%	0%	12%	17	5	
105 N	T(24)	61	0	61	0%	0	2	-2	925	0	925	37	28	9	0.98%	956	15	72%	50	2	59%	44%	2%	0%	7	0	2nd VDG
105SC	T(24)	48	0	48	0%	0	3	-3	974	0	974	23	19	4	0.41%	998	20	52%	60	0	58%	35%	0%	2%	7	0	
105SE	T(24)	48	0	48	0%	0	0	0	1032	0	1032	44	36	8	0.78%	1,057	22	52%	0	0	23%	29%	2%	15%	6	3	
105SW	T(24)	51	0	51	0%	1	0	1	934	0	934	69	40	29	3.20%	914	18	63%	0	0	51%	37%	0%	6%	9	0	
		524	0	524	0%	2	8	-6	9056	0	9056	356	246	110	1.23%	9,188	17	64%	37	2	45%	45%	2%	10%	78	8	




District Health Assessment for Multiple District 106 through October 2025

		Clubs							Membership							Member Strength		Cancellation		Reports			Finance	Leadership			
District Name	Status/ Number of Months in Status *	Active Clubs	Clubs in Status Quo	Total Clubs	% Status Quo Clubs in Financial Suspension	New Clubs	Cancelled Clubs	YTD Net Club Gain/ Loss	Current Members In Active Clubs	Current Members In Status Quo Clubs	Current Total Members Count	YTD Add	YTD Drop	YTD NetGrowth (includes Active and Status Quo)	YTD NetGrowth% (includes Active and Status Quo)	Member Count 12 Months Ago	Average Member Count Per Club	% of Clubs with less than 20 members	Average Cancelled Club Age	Members Lost Due to Cancelled Clubs	% of Clubs Reporting Service	% No MMR in 3 Months	% No Officer Report in 12 months	% of Clubs with balance 90+ days	Number of Zone Chairs Recorded	Number of Region Chairs Recorded	District Officers Vacancies **
106 A	T(24)	76	0	76	0%	0	2	-2	1075	0	1075	13	32	-19	-1.74%	1,111	14	78%	42	1	4%	49%	3%	0%	9	0	
106 B		107	0	107	0%	0	0	0	2335	0	2335	38	54	-16	-0.68%	2,367	22	38%	0	0	7%	30%	5%	0%	12	0	
106 C	T(24)	63	0	63	0%	0	3	-3	1138	0	1138	29	45	-16	-1.39%	1,191	18	59%	41	7	3%	38%	8%	0%	0	0	
		246	0	246	0%	0	5	-5	4548	0	4548	80	131	-51	-1.11%	4,669	18	56%	41	8	5%	38%	5%	0%	21	0	




District Health Assessment for Multiple District 107 through October 2025

		Clubs							Membership							Member Strength		Cancellation		Reports			Finance	Leadership			
District Name	Status/ Number of Months in Status *	Active Clubs	Clubs in Status Quo	Total Clubs	% Status Quo Clubs in Financial Suspension	New Clubs	Cancelled Clubs	YTD Net Club Gain/Loss	Current Members In Active Clubs	Current Members In Status Quo Clubs	Current Total Members Count	YTD Add	YTD Drop	YTD NetGrowth (includes Active and Status Quo)	YTD NetGrowth% (includes Active and Status Quo)	Member Count 12 Months Ago	Average Member Count Per Club	% of Clubs with less than 20 members	Average Cancelled Club Age	Members Lost Due to Cancelled Clubs	% of Clubs Reporting Service	% No MMR in 3 Months	% No Officer Report in 12 months	% of Clubs with balance 90+ days	Number of Zone Chairs Recorded	Number of Region Chairs Recorded	District Officers Vacancies **
107 A		69	0	69	0%	0	3	-3	1646	0	1646	22	52	-30	-1.79%	1,735	24	35%	52	13	51%	38%	0%	3%	14	4	
107 B	T(24)	41	0	41	0%	0	0	0	788	0	788	28	18	10	1.29%	796	19	54%	0	0	37%	27%	0%	5%	8	3	
107 C		73	0	73	0%	0	1	-1	1716	0	1716	44	27	17	1.00%	1,741	24	29%	49	0	51%	33%	0%	1%	10	0	
107 D	T(18)	49	0	49	0%	0	1	-1	1119	0	1119	15	26	-11	-0.97%	1,183	23	47%	49	0	57%	33%	0%	2%	9	0	
107 E		65	0	65	0%	0	1	-1	1367	0	1367	22	12	10	0.74%	1,401	21	43%	32	0	46%	40%	0%	2%	11	0	
107 F		55	0	55	0%	0	1	-1	1264	0	1264	11	17	-6	-0.47%	1,300	23	38%	20	0	29%	49%	0%	9%	9	4	
107 G	T(24)	47	0	47	0%	0	1	-1	911	0	911	13	13	0	0.00%	942	19	53%	61	1	51%	49%	2%	6%	0	0	2nd VDG
107 H	T(24)	39	0	39	0%	0	0	0	941	0	941	27	16	11	1.18%	951	24	23%	0	0	100%	26%	0%	0%	8	0	
107 I	T(24)	44	0	44	0%	0	0	0	825	0	825	20	16	4	0.49%	838	19	59%	0	0	45%	52%	0%	2%	7	3	
107 K	T(24)	37	0	37	0%	0	0	0	858	0	858	11	12	-1	-0.12%	884	23	30%	0	0	57%	35%	5%	0%	3	2	
107 L	T(24)	33	0	33	0%	0	1	-1	771	0	771	12	21	-9	-1.15%	778	23	42%	60	0	76%	48%	0%	6%	7	1	
107 M	T(6)	54	0	54	0%	0	0	0	1244	0	1244	20	24	-4	-0.32%	1,259	23	39%	0	0	63%	33%	4%	9%	11	4	
107 N		66	0	66	0%	0	0	0	1306	0	1306	14	21	-7	-0.53%	1,335	20	58%	0	0	59%	36%	2%	3%	11	0	
107 O	T(24)	47	0	47	0%	0	2	-2	854	0	854	32	33	-1	-0.12%	867	18	57%	36	18	62%	43%	0%	2%	12	0	
		719	0	719	0%	0	11	-11	15610	0	15610	291	308	-17	-0.11%	16,010	22	43%	45	32	55%	39%	1%	4%	120	21	




District Health Assessment for Multiple District 107 through October 2025

		Clubs							Membership							Member Strength		Cancellation		Reports			Finance	Leadership			
District Name	Status/ Number of Months in Status *	Active Clubs	Clubs in Status Quo	Total Clubs	% Status Quo Clubs in Financial Suspension	New Clubs	Cancelled Clubs	YTD Net Club Gain/ Loss	Current Members In Active Clubs	Current Members In Status Quo Clubs	Current Total Members Count	YTD Add	YTD Drop	YTD NetGrowth (includes Active and Status Quo)	YTD NetGrowth% (includes Active and Status Quo)	Member Count 12 Months Ago	Average Member Count Per Club	% of Clubs with less than 20 members	Average Cancelled Club Age	Members Lost Due to Cancelled Clubs	% of Clubs Reporting Service	% No MMR in 3 Months	% No Officer Report in 12 months	% of Clubs with balance 90+ days	Number of Zone Chairs Recorded	Number of Region Chairs Recorded	District Officers Vacancies **
108IA1	T(24)	72	0	72	0%	0	1	-1	2095	0	2095	50	37	13	0.62%	2,092	29	31%	33	0	74%	49%	0%	15%	14	4	
108IA2		69	0	69	0%	0	0	0	1847	0	1847	57	51	6	0.33%	1,857	27	36%	0	0	68%	28%	3%	4%	0	0	
108IA3		69	0	69	0%	3	0	3	2096	0	2096	124	65	59	2.90%	1,974	30	19%	0	0	70%	35%	3%	13%	11	4	
108IB1		101	0	101	0%	1	0	1	2529	0	2529	118	69	49	1.98%	2,497	25	29%	0	0	59%	21%	0%	11%	12	5	
108IB2		56	0	56	0%	0	0	0	1372	0	1372	16	32	-16	-1.15%	1,396	25	41%	0	0	50%	43%	0%	4%	10	0	
108IB3		74	0	74	0%	0	0	0	1696	0	1696	30	46	-16	-0.93%	1,666	23	43%	0	0	62%	47%	0%	5%	13	0	
108IB4		50	1	51	100%	0	0	0	1147	27	1174	29	32	-3	-0.25%	1,138	23	45%	0	0	47%	33%	2%	18%	8	0	
108TA1		56	0	56	0%	1	0	1	1891	0	1891	74	43	31	1.67%	1,871	34	5%	0	0	66%	32%	0%	9%	8	0	
108TA2		52	0	52	0%	0	0	0	1454	0	1454	37	15	22	1.54%	1,439	28	27%	0	0	65%	31%	0%	25%	9	3	
108TA3		54	0	54	0%	0	0	0	1411	0	1411	44	33	11	0.79%	1,403	26	28%	0	0	31%	26%	0%	17%	0	0	
108TB		84	0	84	0%	0	0	0	2347	0	2347	48	41	7	0.30%	2,341	28	30%	0	0	71%	36%	1%	17%	14	0	
108 A		95	0	95	0%	0	0	0	3377	0	3377	65	91	-26	-0.76%	3,292	36	11%	0	0	66%	28%	1%	26%	14	7	
108AB		96	0	96	0%	0	2	-2	2711	0	2711	94	72	22	0.82%	2,760	28	29%	30	0	81%	28%	0%	19%	19	7	
108 L		131	0	131	0%	0	1	-1	3346	0	3346	76	81	-5	-0.15%	3,240	26	36%	30	17	89%	34%	1%	24%	26	9	
108 LA		92	0	92	0%	0	0	0	2984	0	2984	73	73	0	0.00%	3,020	32	18%	0	0	60%	33%	0%	24%	15	7	
108 YA	140	0	140	0%	0	2	-2	3409	0	3409	112	137	-25	-0.73%	3,517	24	39%	39	19	41%	32%	1%	24%	29	11		




District Health Assessment for Multiple District 108 through October 2025

<div></div> <div>Status/ District Name</div> <div>Number of Months in Status *</div>		Clubs							Membership							Member Strength		Cancellation		Reports			Finance	Leadership			
		Active Clubs	Clubs in Status Quo	Total Clubs	% Status Quo Clubs in Financial Suspension	New Clubs	Cancelled Clubs	YTD Net Club Gain/ Loss	Current Members In Active Clubs	Current Members In Status Quo Clubs	Current Total Members Count	YTD Add	YTD Drop	YTD NetGrowth (includes Active and Status Quo)	YTD NetGrowth% (includes Active and Status Quo)	Member Count 12 Months Ago	Average Member Count Per Club	% of Clubs with less than 20 members	Average Cancelled Club Age	Members Lost Due to Cancelled Clubs	% of Clubs Reporting Service	% No MMR in 3 Months	% No Officer Report in 12 months	% of Clubs with balance 90+ days	Number of Zone Chairs Recorded	Number of Region Chairs Recorded	District Officers Vacancies **
108 YB		123	0	123	0%	3	1	2	4049	0	4049	250	128	122	3.11%	3,945	33	20%	40	0	91%	15%	0%	32%	28	10	
		1414	1	1415	100%	8	7	1	39761	27	39788	1297	1046	251	0.63%	39,448	28	29%	34	36	66%	32%	1%	18%	230	67	




District Health Assessment for Multiple District 109 through October 2025

<div></div> <div>Status/ Number of Months in Status *</div>		Clubs							Membership							Member Strength		Cancellation		Reports			Finance		Leadership		
		Active Clubs	Clubs in Status Quo	Total Clubs	% Status Quo Clubs in Financial Suspension	New Clubs	Cancelled Clubs	YTD Net Club Gain/Loss	Current Members In Active Clubs	Current Members In Status Quo Clubs	Current Total Members Count	YTD Add	YTD Drop	YTD NetGrowth (includes Active and Status Quo)	YTD NetGrowth% (includes Active and Status Quo)	Member Count 12 Months Ago	Average Member Count Per Club	% of Clubs with less than 20 members	Average Cancelled Club Age	Members Lost Due to Cancelled Clubs	% of Clubs Reporting Service	% No MMR in 3 Months	% No Officer Report in 12 months	% of Clubs with balance 90+ days	Number of Zone Chairs Recorded	Number of Region Chairs Recorded	District Officers Vacancies **
109 A	T(24)	44	0	44	0%	0	0	0	1050	0	1050	13	20	-7	-0.66%	1,060	24	45%	0	0	36%	43%	0%	2%	0	0	GST
109 B	T(24)	28	0	28	0%	0	1	-1	628	0	628	6	9	-3	-0.48%	655	22	32%	31	1	36%	61%	11%	7%	0	0	2nd VDG,GLT
		72	0	72	0%	0	1	-1	1678	0	1678	19	29	-10	-0.59%	1,715	23	40%	31	1	36%	50%	4%	4%	0	0	



District Health Assessment for Multiple District 110 through October 2025

		Clubs							Membership							Member Strength		Cancellation		Reports			Finance	Leadership			
District Name	Status/ Number of Months in Status *	Active Clubs	Clubs in Status Quo	Total Clubs	% Status Quo Clubs in Financial Suspension	New Clubs	Cancelled Clubs	YTD Net Club Gain/Loss	Current Members In Active Clubs	Current Members In Status Quo Clubs	Current Total Members Count	YTD Add	YTD Drop	YTD NetGrowth (includes Active and Status Quo)	YTD NetGrowth% (includes Active and Status Quo)	Member Count 12 Months Ago	Average Member Count Per Club	% of Clubs with less than 20 members	Average Cancelled Club Age	Members Lost Due to Cancelled Clubs	% of Clubs Reporting Service	% No MMR in 3 Months	% No Officer Report in 12 months	% of Clubs with balance 90+ days	Number of Zone Chairs Recorded	Number of Region Chairs Recorded	District Officers Vacancies **
110AN	T(24)	58	0	58	0%	0	0	0	1179	0	1179	24	34	-10	-0.84%	1,219	20	53%	0	0	7%	2%	2%	16%	6	0	
110AZ		71	0	71	0%	0	0	0	1771	0	1771	21	18	3	0.17%	1,827	25	30%	0	0	8%	0%	0%	11%	0	0	GLT,GST
110BN		69	0	69	0%	0	0	0	1530	0	1530	32	27	5	0.33%	1,615	22	36%	0	0	4%	0%	1%	12%	0	0	
110BZ		69	0	69	0%	0	2	-2	1665	0	1665	20	33	-13	-0.77%	1,755	24	29%	35	3	12%	0%	0%	13%	0	0	GLT,GMT,GST
110CO		78	0	78	0%	0	1	-1	1730	0	1730	33	39	-6	-0.35%	1,795	22	42%	25	1	4%	0%	0%	13%	0	0	GLT,GMT,GST
110CW		69	0	69	0%	0	0	0	1539	0	1539	47	45	2	0.13%	1,607	22	35%	0	0	3%	0%	0%	10%	0	0	GST
		414	0	414	0%	0	3	-3	9414	0	9414	177	196	-19	-0.20%	9,818	23	37%	32	4	6%	0%	0%	12%	6	0	



District Health Assessment for Multiple District 111 through October 2025

District Name	Status/ Number of Months in Status *	Clubs						Membership								Member Strength		Cancellation		Reports			Finance	Leadership			
		Active Clubs	Clubs in Status Quo	Total Clubs	% Status Quo Clubs in Financial Suspension	New Clubs	Cancelled Clubs	YTD Net Club Gain/Loss	Current Members In Active Clubs	Current Members In Status Quo Clubs	Current Total Members Count	YTD Add	YTD Drop	YTD NetGrowth (includes Active and Status Quo)	YTD NetGrowth% (includes Active and Status Quo)	Member Count 12 Months Ago	Average Member Count Per Club	% of Clubs with less than 20 members	Average Cancelled Club Age	Members Lost Due to Cancelled Clubs	% of Clubs Reporting Service	% No MMR in 3 Months	% No Officer Report in 12 months	% of Clubs with balance 90+ days	Number of Zone Chairs Recorded	Number of Region Chairs Recorded	District Officers Vacancies **
111BN		67	0	67	0%	0	0	0	2366	0	2366	35	36	-1	-0.04%	2,346	35	6%	0	0	0%	22%	0%	0%	0	0	
111BO		42	0	42	0%	0	0	0	1665	0	1665	25	17	8	0.48%	1,671	40	2%	0	0	0%	33%	0%	0%	0	0	
111MN		134	0	134	0%	0	0	0	4228	0	4228	54	47	7	0.17%	4,219	32	10%	0	0	0%	32%	0%	0%	0	0	
111MS		116	0	116	0%	0	0	0	4037	0	4037	60	46	14	0.35%	4,000	35	6%	0	0	0%	27%	0%	0%	0	0	1st VDG
111NB		62	0	62	0%	0	0	0	2020	0	2020	36	23	13	0.65%	1,978	33	8%	0	0	0%	26%	0%	0%	0	0	
111NW		77	0	77	0%	0	0	0	2500	0	2500	37	25	12	0.48%	2,479	32	6%	0	0	0%	27%	0%	0%	0	0	
111 N		106	0	106	0%	0	1	-1	3390	0	3390	48	39	9	0.27%	3,427	32	11%	50	0	0%	34%	0%	0%	0	0	
111RN		69	0	69	0%	0	1	-1	2317	0	2317	59	39	20	0.87%	2,344	34	12%	23	0	0%	30%	0%	0%	0	0	
111RS		84	0	84	0%	0	0	0	2559	0	2559	27	36	-9	-0.35%	2,499	30	11%	0	0	0%	29%	0%	0%	0	0	GLT,GMT,GST
111WL		107	0	107	0%	0	0	0	3799	0	3799	58	34	24	0.64%	3,751	36	6%	0	0	0%	32%	0%	0%	0	0	
111WR		89	0	89	0%	0	0	0	3232	0	3232	28	47	-19	-0.58%	3,233	36	6%	0	0	0%	25%	0%	0%	0	0	
111BS		107	0	107	0%	0	0	0	3558	0	3558	72	38	34	0.96%	3,563	33	9%	0	0	0%	30%	0%	0%	0	0	GMT
111NH		94	0	94	0%	0	0	0	3090	0	3090	52	43	9	0.29%	3,057	33	10%	0	0	0%	20%	0%	0%	0	0	
111SW		47	0	47	0%	1	0	1	1660	0	1660	44	15	29	1.78%	1,573	35	2%	0	0	0%	30%	0%	0%	0	0	
111SM		96	0	96	0%	0	0	0	3544	0	3544	45	35	10	0.28%	3,535	37	10%	0	0	0%	40%	0%	0%	0	0	
111SN		62	0	62	0%	0	0	0	2033	0	2033	34	38	-4	-0.20%	2,016	33	13%	0	0	0%	18%	0%	0%	0	0	1st VDG




District Health Assessment for Multiple District 111 through October 2025

District Name	Status/ Number of Months in Status *	Clubs							Membership							Member Strength		Cancellation		Reports			Finance	Leadership			
		Active Clubs	Clubs in Status Quo	Total Clubs	% Status Quo Clubs in Financial Suspension	New Clubs	Cancelled Clubs	YTD Net Club Gain/Loss	Current Members In Active Clubs	Current Members In Status Quo Clubs	Current Total Members Count	YTD Add	YTD Drop	YTD NetGrowth (includes Active and Status Quo)	YTD NetGrowth% (includes Active and Status Quo)	Member Count 12 Months Ago	Average Member Count Per Club	% of Clubs with less than 20 members	Average Cancelled Club Age	Members Lost Due to Cancelled Clubs	% of Clubs Reporting Service	% No MMR in 3 Months	% No Officer Report in 12 months	% of Clubs with balance 90+ days	Number of Zone Chairs Recorded	Number of Region Chairs Recorded	District Officers Vacancies **
111ON		78	0	78	0%	0	1	-1	1913	0	1913	31	42	-11	-0.57%	1,967	25	28%	26	0	0%	32%	0%	0%	0	0	
111OS		72	0	72	0%	0	0	0	1636	0	1636	17	25	-8	-0.49%	1,626	23	29%	0	0	0%	47%	0%	0%	0	0	GLT,GMT,GST
111OM		68	0	68	0%	0	0	0	1871	0	1871	18	18	0	0.00%	1,861	28	10%	0	0	0%	35%	1%	0%	0	0	
		1577	0	1577	0%	1	3	-2	51418	0	51418	780	643	137	0.27%	51,145	33	10%	33	0	0%	30%	0%	0%	0	0	




District Health Assessment for Multiple District 112 through October 2025

		Clubs							Membership							Member Strength		Cancellation		Reports			Finance	Leadership			
District Name	Status/ Number of Months in Status *	Active Clubs	Clubs in Status Quo	Total Clubs	% Status Quo Clubs in Financial Suspension	New Clubs	Cancelled Clubs	YTD Net Club Gain/Loss	Current Members In Active Clubs	Current Members In Status Quo Clubs	Current Total Members Count	YTD Add	YTD Drop	YTD NetGrowth (includes Active and Status Quo)	YTD NetGrowth% (includes Active and Status Quo)	Member Count 12 Months Ago	Average Member Count Per Club	% of Clubs with less than 20 members	Average Cancelled Club Age	Members Lost Due to Cancelled Clubs	% of Clubs Reporting Service	% No MMR in 3 Months	% No Officer Report in 12 months	% of Clubs with balance 90+ days	Number of Zone Chairs Recorded	Number of Region Chairs Recorded	District Officers Vacancies **
112 A	T(24)	55	0	55	0%	0	0	0	1988	0	1988	37	25	12	0.61%	1,969	36	9%	0	0	9%	0%	0%	0%	0	0	
112 B		62	0	62	0%	0	1	-1	1799	0	1799	26	45	-19	-1.05%	1,826	29	21%	29	0	16%	0%	0%	0%	0	0	
112 C		48	0	48	0%	0	0	0	801	0	801	27	27	0	0.00%	820	17	65%	0	0	0%	0%	0%	4%	0	0	GMT,GST
112 D		92	0	92	0%	0	0	0	2205	0	2205	33	35	-2	-0.09%	2,151	24	40%	0	0	3%	0%	0%	0%	0	0	
		257	0	257	0%	0	1	-1	6793	0	6793	123	132	-9	-0.13%	6,766	26	33%	29	0	7%	0%	0%	1%	0	0	




District Health Assessment for Multiple District 114 through October 2025

		Clubs							Membership							Member Strength		Cancellation		Reports			Finance	Leadership			
District Name	Status/ Number of Months in Status *	Active Clubs	Clubs in Status Quo	Total Clubs	% Status Quo Clubs in Financial Suspension	New Clubs	Cancelled Clubs	YTD Net Club Gain/Loss	Current Members In Active Clubs	Current Members In Status Quo Clubs	Current Total Members Count	YTD Add	YTD Drop	YTD NetGrowth (includes Active and Status Quo)	YTD NetGrowth% (includes Active and Status Quo)	Member Count 12 Months Ago	Average Member Count Per Club	% of Clubs with less than 20 members	Average Cancelled Club Age	Members Lost Due to Cancelled Clubs	% of Clubs Reporting Service	% No MMR in 3 Months	% No Officer Report in 12 months	% of Clubs with balance 90+ days	Number of Zone Chairs Recorded	Number of Region Chairs Recorded	District Officers Vacancies **
114 W		89	0	89	0%	0	0	0	3040	0	3040	61	46	15	0.50%	2,995	34	11%	0	0	21%	0%	1%	0%	0	0	
114 O		69	0	69	0%	0	0	0	2235	0	2235	17	40	-23	-1.02%	2,115	32	19%	0	0	13%	1%	1%	0%	0	0	
114 M		93	0	93	0%	0	0	0	3352	0	3352	42	48	-6	-0.18%	3,324	36	1%	0	0	45%	0%	0%	25%	0	0	
		251	0	251	0%	0	0	0	8627	0	8627	120	134	-14	-0.16%	8,434	34	10%	0	0	28%	0%	1%	9%	0	0	




District Health Assessment for Multiple District 115 through October 2025

 Status/ District Name Number of Months in Status *		Clubs							Membership							Member Strength		Cancellation		Reports			Finance	Leadership			
		Active Clubs	Clubs in Status Quo	Total Clubs	% Status Quo Clubs in Financial Suspension	New Clubs	Cancelled Clubs	YTD Net Club Gain/ Loss	Current Members In Active Clubs	Current Members In Status Quo Clubs	Current Total Members Count	YTD Add	YTD Drop	YTD NetGrowth (includes Active and Status Quo)	YTD NetGrowth% (includes Active and Status Quo)	Member Count 12 Months Ago	Average Member Count Per Club	% of Clubs with less than 20 members	Average Cancelled Club Age	Members Lost Due to Cancelled Clubs	% of Clubs Reporting Service	% No MMR in 3 Months	% No Officer Report in 12 months	% of Clubs with balance 90+ days	Number of Zone Chairs Recorded	Number of Region Chairs Recorded	District Officers Vacancies **
115CN	T(24)	33	0	33	0%	0	0	0	1167	0	1167	42	18	24	2.10%	1,151	35	15%	0	0	39%	70%	6%	27%	9	0	
115CS	T(24)	48	0	48	0%	0	0	0	1201	0	1201	27	26	1	0.08%	1,185	25	42%	0	0	46%	42%	6%	29%	13	1	
		81	0	81	0%	0	0	0	2368	0	2368	69	44	25	1.07%	2,336	29	31%	0	0	43%	53%	6%	28%	22	1	




District Health Assessment for Multiple District 116 through October 2025

<div></div> <div>Status/ Number of Months in Status *</div>		Clubs							Membership							Member Strength		Cancellation		Reports			Finance	Leadership			
		Active Clubs	Clubs in Status Quo	Total Clubs	% Status Quo Clubs in Financial Suspension	New Clubs	Cancelled Clubs	YTD Net Club Gain/ Loss	Current Members In Active Clubs	Current Members In Status Quo Clubs	Current Total Members Count	YTD Add	YTD Drop	YTD NetGrowth (includes Active and Status Quo)	YTD NetGrowth% (includes Active and Status Quo)	Member Count 12 Months Ago	Average Member Count Per Club	% of Clubs with less than 20 members	Average Cancelled Club Age	Members Lost Due to Cancelled Clubs	% of Clubs Reporting Service	% No MMR in 3 Months	% No Officer Report in 12 months	% of Clubs with balance 90+ days	Number of Zone Chairs Recorded	Number of Region Chairs Recorded	District Officers Vacancies **
116 A	T(24)	28	0	28	0%	0	0	0	581	0	581	31	30	1	0.17%	514	21	50%	0	0	25%	39%	11%	21%	10	0	
116 B	T(24)	32	0	32	0%	0	0	0	872	0	872	29	38	-9	-1.02%	888	27	53%	0	0	16%	44%	13%	25%	8	0	1st VDG,2nd VDG
		60	0	60	0%	0	0	0	1453	0	1453	60	68	-8	-0.55%	1,402	24	52%	0	0	20%	42%	12%	23%	18	0	




District Health Assessment for Multiple District 117 through October 2025

<div></div> <div>Status/ Number of Months in Status *</div>		Clubs							Membership							Member Strength		Cancellation		Reports			Finance	Leadership			
		Active Clubs	Clubs in Status Quo	Total Clubs	% Status Quo Clubs in Financial Suspension	New Clubs	Cancelled Clubs	YTD Net Club Gain/ Loss	Current Members In Active Clubs	Current Members In Status Quo Clubs	Current Total Members Count	YTD Add	YTD Drop	YTD NetGrowth (includes Active and Status Quo)	YTD NetGrowth% (includes Active and Status Quo)	Member Count 12 Months Ago	Average Member Count Per Club	% of Clubs with less than 20 members	Average Cancelled Club Age	Members Lost Due to Cancelled Clubs	% of Clubs Reporting Service	% No MMR in 3 Months	% No Officer Report in 12 months	% of Clubs with balance 90+ days	Number of Zone Chairs Recorded	Number of Region Chairs Recorded	District Officers Vacancies **
117 A	T(24)	43	0	43	0%	0	0	0	973	0	973	34	62	-28	-2.80%	887	23	42%	0	0	21%	49%	0%	51%	9	4	
117 B	T(24)	48	0	48	0%	0	0	0	1114	0	1114	46	32	14	1.27%	1,058	23	44%	0	0	46%	48%	2%	8%	11	4	
		91	0	91	0%	0	0	0	2087	0	2087	80	94	-14	-0.67%	1,945	23	43%	0	0	34%	48%	1%	29%	20	8	




District Health Assessment for Multiple District 118 through October 2025

		Clubs							Membership							Member Strength		Cancellation		Reports			Finance	Leadership			
District Name	Status/ Number of Months in Status *	Active Clubs	Clubs in Status Quo	Total Clubs	% Status Quo Clubs in Financial Suspension	New Clubs	Cancelled Clubs	YTD Net Club Gain/Loss	Current Members In Active Clubs	Current Members In Status Quo Clubs	Current Total Members Count	YTD Add	YTD Drop	YTD NetGrowth (includes Active and Status Quo)	YTD NetGrowth% (includes Active and Status Quo)	Member Count 12 Months Ago	Average Member Count Per Club	% of Clubs with less than 20 members	Average Cancelled Club Age	Members Lost Due to Cancelled Clubs	% of Clubs Reporting Service	% No MMR in 3 Months	% No Officer Report in 12 months	% of Clubs with balance 90+ days	Number of Zone Chairs Recorded	Number of Region Chairs Recorded	District Officers Vacancies **
118 T	T(24)	28	0	28	0%	0	0	0	566	0	566	16	11	5	0.89%	539	20	50%	0	0	96%	46%	4%	14%	6	0	
118 U	T(24)	50	0	50	0%	0	3	-3	1244	0	1244	50	37	13	1.06%	977	25	52%	6	13	58%	46%	6%	20%	10	0	
118 R		71	0	71	0%	2	1	1	1351	0	1351	165	63	102	8.17%	1,299	19	66%	32	0	72%	46%	6%	30%	17	5	
118 K	T(24)	22	0	22	0%	0	0	0	549	0	549	27	8	19	3.58%	523	25	23%	0	0	64%	59%	0%	5%	6	0	
118 E	T(24)	41	0	41	0%	0	3	-3	923	0	923	14	42	-28	-2.94%	901	23	44%	23	1	56%	49%	5%	10%	10	5	
118 Y		53	0	53	0%	0	0	0	1251	0	1251	32	15	17	1.38%	1,270	24	26%	0	0	91%	53%	0%	13%	12	6	
		265	0	265	0%	2	7	-5	5884	0	5884	304	176	128	2.22%	5,509	22	47%	17	14	72%	49%	4%	18%	61	16	




District Health Assessment for District 113 through October 2025

		Clubs							Membership							Member Strength		Cancellation		Reports			Finance	Leadership			
District Name	Status/ Number of Months in Status *	Active Clubs	Clubs in Status Quo	Total Clubs	% Status Quo in Financial Suspension	New Clubs	Cancelled Clubs	YTD Net Club Gain/ Loss	Current Members In Active Clubs	Current Members In Status Quo Clubs	Current Total Members Count	YTD Add	YTD Drop	YTD NetGrowth (includes Active and Status Quo)	YTD NetGrowth% (includes Active and Status Quo)	Member Count 12 Months Ago	Average Member Count Per Club	% of Clubs with less than 20 members	Average Cancelled Club Age	Members Lost Due to Cancelled Clubs	% of Clubs Reporting Service	% No MMR in 3 Months	% No Officer Report in 12 months	% of Clubs with balance 90+ days	Number of Zone Chairs Recorded	Number of Region Chairs Recorded	District Officers Vacancies **
113	P	23	0	23	0%	0	0	0	865	0	865	9	12	-3	-0.35%	850	38	4%	0	0	17%	39%	0%	17%	4	0	2nd VDG
		23	0	23	0%	0	0	0	865	0	865	9	12	-3	-0.35%	850	38	4%	0	0	17%	39%	0%	17%	4	0	




District Health Assessment for District 119 through October 2025

		Clubs							Membership							Member Strength		Cancellation		Reports			Finance	Leadership			
District Name	Status/ Number of Months in Status *	Active Clubs	Clubs in Status Quo	Total Clubs	% Status Quo in Financial Suspension	New Clubs	Cancelled Clubs	YTD Net Club Gain/Loss	Current Members In Active Clubs	Current Members In Status Quo Clubs	Current Total Members Count	YTD Add	YTD Drop	YTD NetGrowth (includes Active and Status Quo)	YTD NetGrowth% (includes Active and Status Quo)	Member Count 12 Months Ago	Average Member Count Per Club	% of Clubs with less than 20 members	Average Cancelled Club Age	Members Lost Due to Cancelled Clubs	% of Clubs Reporting Service	% No MMR in 3 Months	% No Officer Report in 12 months	% of Clubs with balance 90+ days	Number of Zone Chairs Recorded	Number of Region Chairs Recorded	District Officers Vacancies **
119	T(24)	39	0	39	0%	0	0	0	823	0	823	7	18	-11	-1.32%	817	21	49%	0	0	10%	62%	21%	18%	6	0	
		39	0	39	0%	0	0	0	823	0	823	7	18	-11	-1.32%	817	21	49%	0	0	10%	62%	21%	18%	6	0	




District Health Assessment for District 120 through October 2025

		Clubs							Membership							Member Strength		Cancellation		Reports			Finance	Leadership			
District Name	Status/ Number of Months in Status *	Active Clubs	Clubs in Status Quo	Total Clubs	% Status Quo in Financial Suspension	New Clubs	Cancelled Clubs	YTD Net Club Gain/ Loss	Current Members In Active Clubs	Current Members In Status Quo Clubs	Current Total Members Count	YTD Add	YTD Drop	YTD NetGrowth (includes Active and Status Quo)	YTD NetGrowth% (includes Active and Status Quo)	Member Count 12 Months Ago	Average Member Count Per Club	% of Clubs with less than 20 members	Average Cancelled Club Age	Members Lost Due to Cancelled Clubs	% of Clubs Reporting Service	% No MMR in 3 Months	% No Officer Report in 12 months	% of Clubs with balance 90+ days	Number of Zone Chairs Recorded	Number of Region Chairs Recorded	District Officers Vacancies **
120	T(24)	54	0	54	0%	0	2	-2	1010	0	1010	12	18	-6	-0.59%	1,054	19	52%	32	0	13%	50%	0%	7%	0	0	2nd VDG
		54	0	54	0%	0	2	-2	1010	0	1010	12	18	-6	-0.59%	1,054	19	52%	32	0	13%	50%	0%	7%	0	0	




District Health Assessment for District 121 through October 2025

		Clubs							Membership							Member Strength		Cancellation		Reports			Finance	Leadership			
District Name	Status/ Number of Months in Status *	Active Clubs	Clubs in Status Quo	Total Clubs	% Status Quo in Financial Suspension	New Clubs	Cancelled Clubs	YTD Net Club Gain/Loss	Current Members In Active Clubs	Current Members In Status Quo Clubs	Current Total Members Count	YTD Add	YTD Drop	YTD NetGrowth (includes Active and Status Quo)	YTD NetGrowth% (includes Active and Status Quo)	Member Count 12 Months Ago	Average Member Count Per Club	% of Clubs with less than 20 members	Average Cancelled Club Age	Members Lost Due to Cancelled Clubs	% of Clubs Reporting Service	% No MMR in 3 Months	% No Officer Report in 12 months	% of Clubs with balance 90+ days	Number of Zone Chairs Recorded	Number of Region Chairs Recorded	District Officers Vacancies **
121	T(24)	47	0	47	0%	0	0	0	944	0	944	21	7	14	1.51%	918	20	53%	0	0	15%	81%	0%	9%	8	0	
		47	0	47	0%	0	0	0	944	0	944	21	7	14	1.51%	918	20	53%	0	0	15%	81%	0%	9%	8	0	




District Health Assessment for District 122 through October 2025

		Clubs							Membership							Member Strength		Cancellation		Reports			Finance	Leadership			
District Name	Status/ Number of Months in Status *	Active Clubs	Clubs in Status Quo	Total Clubs	% Status Quo in Financial Suspension	New Clubs	Cancelled Clubs	YTD Net Club Gain/Loss	Current Members In Active Clubs	Current Members In Status Quo Clubs	Current Total Members Count	YTD Add	YTD Drop	YTD NetGrowth (includes Active and Status Quo)	YTD NetGrowth% (includes Active and Status Quo)	Member Count 12 Months Ago	Average Member Count Per Club	% of Clubs with less than 20 members	Average Cancelled Club Age	Members Lost Due to Cancelled Clubs	% of Clubs Reporting Service	% No MMR in 3 Months	% No Officer Report in 12 months	% of Clubs with balance 90+ days	Number of Zone Chairs Recorded	Number of Region Chairs Recorded	District Officers Vacancies **
122	P	34	0	34	0%	0	0	0	620	0	620	3	8	-5	-0.80%	659	18	56%	0	0	3%	74%	9%	9%	0	0	GLT
		34	0	34	0%	0	0	0	620	0	620	3	8	-5	-0.80%	659	18	56%	0	0	3%	74%	9%	9%	0	0	




District Health Assessment for District 123 through October 2025

		Clubs							Membership							Member Strength		Cancellation		Reports			Finance		Leadership		
District Name	Status/ Number of Months in Status *	Active Clubs	Clubs in Status Quo	Total Clubs	% Status Quo Clubs in Financial Suspension	New Clubs	Cancelled Clubs	YTD Net Club Gain/Loss	Current Members In Active Clubs	Current Members In Status Quo Clubs	Current Total Members Count	YTD Add	YTD Drop	YTD NetGrowth (includes Active and Status Quo)	YTD NetGrowth% (includes Active and Status Quo)	Member Count 12 Months Ago	Average Member Count Per Club	% of Clubs with less than 20 members	Average Cancelled Club Age	Members Lost Due to Cancelled Clubs	% of Clubs Reporting Service	% No MMR in 3 Months	% No Officer Report in 12 months	% of Clubs with balance 90+ days	Number of Zone Chairs Recorded	Number of Region Chairs Recorded	District Officers Vacancies **
123	P	0	18	18	0%	0	0	0	0	170	170	0	0	0	0.00%	170	0	94%	0	0	0%	100%	100%	83%	0	0	1st VDG,2nd VDG,GST
		0	18	18	0%	0	0	0	0	170	170	0	0	0	0.00%	170	0	94%	0	0	0%	100%	100%	83%	0	0	




District Health Assessment for District 124 through October 2025

		Clubs							Membership							Member Strength		Cancellation		Reports			Finance	Leadership			
District Name	Status/ Number of Months in Status *	Active Clubs	Clubs in Status Quo	Total Clubs	% Status Quo Clubs in Financial Suspension	New Clubs	Cancelled Clubs	YTD Net Club Gain/ Loss	Current Members In Active Clubs	Current Members In Status Quo Clubs	Current Total Members Count	YTD Add	YTD Drop	YTD NetGrowth (includes Active and Status Quo)	YTD NetGrowth% (includes Active and Status Quo)	Member Count 12 Months Ago	Average Member Count Per Club	% of Clubs with less than 20 members	Average Cancelled Club Age	Members Lost Due to Cancelled Clubs	% of Clubs Reporting Service	% No MMR in 3 Months	% No Officer Report in 12 months	% of Clubs with balance 90+ days	Number of Zone Chairs Recorded	Number of Region Chairs Recorded	District Officers Vacancies **
124		86	0	86	0%	1	1	0	1764	0	1764	61	65	-4	-0.23%	1,688	21	51%	6	10	42%	55%	13%	33%	18	7	
		86	0	86	0%	1	1	0	1764	0	1764	61	65	-4	-0.23%	1,688	21	51%	6	10	42%	55%	13%	33%	18	7	




District Health Assessment for District 126 through October 2025

		Clubs							Membership							Member Strength		Cancellation		Reports			Finance	Leadership			
District Name	Status/ Number of Months in Status *	Active Clubs	Clubs in Status Quo	Total Clubs	% Status Quo in Financial Suspension	New Clubs	Cancelled Clubs	YTD Net Club Gain/ Loss	Current Members In Active Clubs	Current Members In Status Quo Clubs	Current Total Members Count	YTD Add	YTD Drop	YTD NetGrowth (includes Active and Status Quo)	YTD NetGrowth% (includes Active and Status Quo)	Member Count 12 Months Ago	Average Member Count Per Club	% of Clubs with less than 20 members	Average Cancelled Club Age	Members Lost Due to Cancelled Clubs	% of Clubs Reporting Service	% No MMR in 3 Months	% No Officer Report in 12 months	% of Clubs with balance 90+ days	Number of Zone Chairs Recorded	Number of Region Chairs Recorded	District Officers Vacancies **
126	T(24)	56	0	56	0%	0	1	-1	1119	0	1119	13	16	-3	-0.27%	1,167	20	43%	8	3	43%	66%	0%	13%	14	4	
		56	0	56	0%	0	1	-1	1119	0	1119	13	16	-3	-0.27%	1,167	20	43%	8	3	43%	66%	0%	13%	14	4	




District Health Assessment for District 128 through October 2025

		Clubs							Membership							Member Strength		Cancellation		Reports			Finance	Leadership			
District Name	Status/ Number of Months in Status *	Active Clubs	Clubs in Status Quo	Total Clubs	% Status Quo in Financial Suspension	New Clubs	Cancelled Clubs	YTD Net Club Gain/ Loss	Current Members In Active Clubs	Current Members In Status Quo Clubs	Current Total Members Count	YTD Add	YTD Drop	YTD NetGrowth (includes Active and Status Quo)	YTD NetGrowth% (includes Active and Status Quo)	Member Count 12 Months Ago	Average Member Count Per Club	% of Clubs with less than 20 members	Average Cancelled Club Age	Members Lost Due to Cancelled Clubs	% of Clubs Reporting Service	% No MMR in 3 Months	% No Officer Report in 12 months	% of Clubs with balance 90+ days	Number of Zone Chairs Recorded	Number of Region Chairs Recorded	District Officers Vacancies **
128	P	25	0	25	0%	2	1	1	722	0	722	86	10	76	11.76%	682	29	20%	65	1	52%	44%	0%	12%	0	0	GST
		25	0	25	0%	2	1	1	722	0	722	86	10	76	11.76%	682	29	20%	65	1	52%	44%	0%	12%	0	0	




District Health Assessment for District 129 through October 2025

		Clubs							Membership							Member Strength		Cancellation		Reports			Finance	Leadership			
District Name	Status/ Number of Months in Status *	Active Clubs	Clubs in Status Quo	Total Clubs	% Status Quo Clubs in Financial Suspension	New Clubs	Cancelled Clubs	YTD Net Club Gain/Loss	Current Members In Active Clubs	Current Members In Status Quo Clubs	Current Total Members Count	YTD Add	YTD Drop	YTD NetGrowth (includes Active and Status Quo)	YTD NetGrowth% (includes Active and Status Quo)	Member Count 12 Months Ago	Average Member Count Per Club	% of Clubs with less than 20 members	Average Cancelled Club Age	Members Lost Due to Cancelled Clubs	% of Clubs Reporting Service	% No MMR in 3 Months	% No Officer Report in 12 months	% of Clubs with balance 90+ days	Number of Zone Chairs Recorded	Number of Region Chairs Recorded	District Officers Vacancies **
129		62	0	62	0%	0	0	0	1565	0	1565	32	26	6	0.38%	1,522	25	32%	0	0	44%	48%	0%	16%	10	2	
		62	0	62	0%	0	0	0	1565	0	1565	32	26	6	0.38%	1,522	25	32%	0	0	44%	48%	0%	16%	10	2	




District Health Assessment for District 130 through October 2025

		Clubs							Membership							Member Strength		Cancellation		Reports			Finance	Leadership			
District Name	Status/ Number of Months in Status *	Active Clubs	Clubs in Status Quo	Total Clubs	% Status Quo in Financial Suspension	New Clubs	Cancelled Clubs	YTD Net Club Gain/ Loss	Current Members In Active Clubs	Current Members In Status Quo Clubs	Current Total Members Count	YTD Add	YTD Drop	YTD NetGrowth (includes Active and Status Quo)	YTD NetGrowth% (includes Active and Status Quo)	Member Count 12 Months Ago	Average Member Count Per Club	% of Clubs with less than 20 members	Average Cancelled Club Age	Members Lost Due to Cancelled Clubs	% of Clubs Reporting Service	% No MMR in 3 Months	% No Officer Report in 12 months	% of Clubs with balance 90+ days	Number of Zone Chairs Recorded	Number of Region Chairs Recorded	District Officers Vacancies **
130	P	41	0	41	0%	2	0	2	744	0	744	80	27	53	7.67%	720	18	56%	0	0	46%	49%	2%	5%	8	2	
		41	0	41	0%	2	0	2	744	0	744	80	27	53	7.67%	720	18	56%	0	0	46%	49%	2%	5%	8	2	




District Health Assessment for District 131 through October 2025

		Clubs							Membership							Member Strength		Cancellation		Reports			Finance	Leadership			
District Name	Status/ Number of Months in Status *	Active Clubs	Clubs in Status Quo	Total Clubs	% Status Quo in Financial Suspension	New Clubs	Cancelled Clubs	YTD Net Club Gain/ Loss	Current Members In Active Clubs	Current Members In Status Quo Clubs	Current Total Members Count	YTD Add	YTD Drop	YTD NetGrowth (includes Active and Status Quo)	YTD NetGrowth% (includes Active and Status Quo)	Member Count 12 Months Ago	Average Member Count Per Club	% of Clubs with less than 20 members	Average Cancelled Club Age	Members Lost Due to Cancelled Clubs	% of Clubs Reporting Service	% No MMR in 3 Months	% No Officer Report in 12 months	% of Clubs with balance 90+ days	Number of Zone Chairs Recorded	Number of Region Chairs Recorded	District Officers Vacancies **
131	P	37	0	37	0%	0	0	0	730	0	730	13	22	-9	-1.22%	726	20	46%	0	0	43%	32%	14%	0%	0	0	
		37	0	37	0%	0	0	0	730	0	730	13	22	-9	-1.22%	726	20	46%	0	0	43%	32%	14%	0%	0	0	



District Health Assessment for District 132 through October 2025

		Clubs							Membership							Member Strength		Cancellation		Reports			Finance	Leadership			
District Name	Status/ Number of Months in Status *	Active Clubs	Clubs in Status Quo	Total Clubs	% Status Quo in Financial Suspension	New Clubs	Cancelled Clubs	YTD Net Club Gain/Loss	Current Members In Active Clubs	Current Members In Status Quo Clubs	Current Total Members Count	YTD Add	YTD Drop	YTD NetGrowth (includes Active and Status Quo)	YTD NetGrowth% (includes Active and Status Quo)	Member Count 12 Months Ago	Average Member Count Per Club	% of Clubs with less than 20 members	Average Cancelled Club Age	Members Lost Due to Cancelled Clubs	% of Clubs Reporting Service	% No MMR in 3 Months	% No Officer Report in 12 months	% of Clubs with balance 90+ days	Number of Zone Chairs Recorded	Number of Region Chairs Recorded	District Officers Vacancies **
132	P	29	0	29	0%	0	0	0	464	0	464	8	6	2	0.43%	440	16	72%	0	0	34%	76%	0%	21%	6	3	
		29	0	29	0%	0	0	0	464	0	464	8	6	2	0.43%	440	16	72%	0	0	34%	76%	0%	21%	6	3	




District Health Assessment for District 133 through October 2025

Status/ District Name Number of Months in Status *		Clubs							Membership							Member Strength		Cancellation		Reports			Finance	Leadership			
		Active Clubs	Clubs in Status Quo	Total Clubs	% Status Quo Clubs in Financial Suspension	New Clubs	Cancelled Clubs	YTD Net Club Gain/ Loss	Current Members In Active Clubs	Current Members In Status Quo Clubs	Current Total Members Count	YTD Add	YTD Drop	YTD NetGrowth (includes Active and Status Quo)	YTD NetGrowth% (includes Active and Status Quo)	Member Count 12 Months Ago	Average Member Count Per Club	% of Clubs with less than 20 members	Average Cancelled Club Age	Members Lost Due to Cancelled Clubs	% of Clubs Reporting Service	% No MMR in 3 Months	% No Officer Report in 12 months	% of Clubs with balance 90+ days	Number of Zone Chairs Recorded	Number of Region Chairs Recorded	District Officers Vacancies **
133		80	0	80	0%	0	0	0	1772	0	1772	46	52	-6	-0.34%	1,791	22	54%	0	0	20%	45%	3%	15%	12	0	
		80	0	80	0%	0	0	0	1772	0	1772	46	52	-6	-0.34%	1,791	22	54%	0	0	20%	45%	3%	15%	12	0	



District Health Assessment for District 134 through October 2025

		Clubs							Membership							Member Strength		Cancellation		Reports			Finance	Leadership			
District Name	Status/ Number of Months in Status *	Active Clubs	Clubs in Status Quo	Total Clubs	% Status Quo in Financial Suspension	New Clubs	Cancelled Clubs	YTD Net Club Gain/ Loss	Current Members In Active Clubs	Current Members In Status Quo Clubs	Current Total Members Count	YTD Add	YTD Drop	YTD NetGrowth (includes Active and Status Quo)	YTD NetGrowth% (includes Active and Status Quo)	Member Count 12 Months Ago	Average Member Count Per Club	% of Clubs with less than 20 members	Average Cancelled Club Age	Members Lost Due to Cancelled Clubs	% of Clubs Reporting Service	% No MMR in 3 Months	% No Officer Report in 12 months	% of Clubs with balance 90+ days	Number of Zone Chairs Recorded	Number of Region Chairs Recorded	District Officers Vacancies **
134	P	17	5	22	0%	0	17	-17	340	134	474	15	557	-542	-53.35%	642	20	27%	6	545	77%	64%	0%	27%	3	0	
		17	5	22	0%	0	17	-17	340	134	474	15	557	-542	-53.35%	642	28	27%	6	545	77%	64%	0%	27%	3	0	



District Health Assessment for Provisional District 135 through October 2025

Status/ District Name Number of Months in Status *		Clubs							Membership							Member Strength		Cancellation		Reports			Finance	Leadership			
		Active Clubs	Clubs in Status Quo	Total Clubs	% Status Quo Clubs in Financial Suspension	New Clubs	Cancelled Clubs	YTD Net Club Gain/Loss	Current Members In Active Clubs	Current Members In Status Quo Clubs	Current Total Members Count	YTD Add	YTD Drop	YTD NetGrowth (includes Active and Status Quo)	YTD NetGrowth% (includes Active and Status Quo)	Member Count 12 Months Ago	Average Member Count Per Club	% of Clubs with less than 20 members	Average Cancelled Club Age	Members Lost Due to Cancelled Clubs	% of Clubs Reporting Service	% No MMR in 3 Months	% No Officer Report in 12 months	% of Clubs with balance 90+ days	Number of Zone Chairs Recorded	Number of Region Chairs Recorded	District Officers Vacancies **
Provisional #35		21	0	21	0%	0	0	0	494	0	494	20	9	11	2.28%	481	24	24%	0	0	71%	62%	0%	33%	5	1	GLT
		21	0	21	0%	0	0	0	494	0	494	20	9	11	2.28%	481	24	24%	0	0	71%	62%	0%	33%	5	1	



District Health Assessment for Ident 5787 - MALTA - UND through October 2025

Status/ District Name Number of Months in Status *		Clubs							Membership							Member Strength		Cancellation		Reports			Finance	Leadership			
		Active Clubs	Clubs in Status Quo	Total Clubs	% Status Quo Clubs in Financial Suspension	New Clubs	Cancelled Clubs	YTD Net Club Gain/Loss	Current Members In Active Clubs	Current Members In Status Quo Clubs	Current Total Members Count	YTD Add	YTD Drop	YTD NetGrowth (includes Active and Status Quo)	YTD NetGrowth% (includes Active and Status Quo)	Member Count 12 Months Ago	Average Member Count Per Club	% of Clubs with less than 20 members	Average Cancelled Club Age	Members Lost Due to Cancelled Clubs	% of Clubs Reporting Service	% No MMR in 3 Months	% No Officer Report in 12 months	% of Clubs with balance 90+ days	Number of Zone Chairs Recorded	Number of Region Chairs Recorded	District Officers Vacancies **
Ident 5787 - MALTA		3	0	3	0%	0	0	0	105	0	105	9	11	-2	-1.87%	106	35	33%	0	0	0%	33%	33%	67%	0	0	
		3	0	3	0%	0	0	0	105	0	105	9	11	-2	-1.87%	106	35	33%	0	0	0%	33%	33%	67%	0	0	



District Health Assessment for Ident 5795 - PRINCIPAT D'ANDORRA - UND through October 2025

Status/ District Name		Clubs							Membership							Member Strength		Cancellation		Reports			Finance		Leadership		
		Active Clubs	Clubs in Status Quo	Total Clubs	% Status Quo Clubs in Financial Suspension	New Clubs	Cancelled Clubs	YTD Net Club Gain/Loss	Current Members In Active Clubs	Current Members In Status Quo Clubs	Current Total Members Count	YTD Add	YTD Drop	YTD NetGrowth (includes Active and Status Quo)	YTD NetGrowth% (includes Active and Status Quo)	Member Count 12 Months Ago	Average Member Count Per Club	% of Clubs with less than 20 members	Average Cancelled Club Age	Members Lost Due to Cancelled Clubs	% of Clubs Reporting Service	% No MMR in 3 Months	% No Officer Report in 12 months	% of Clubs with balance 90+ days	Number of Zone Chairs Recorded	Number of Region Chairs Recorded	District Officers Vacancies **
Ident 5795 - PRINCIPAT D'ANDORRA		1	0	1	0%	0	0	0	31	0	31	0	0	0	0.00%	31	31	0%	0	0	0%	100%	0%	0%	0	0	
		1	0	1	0%	0	0	0	31	0	31	0	0	0	0.00%	31	31	0%	0	0	0%	100%	0%	0%	0	0	



District Health Assessment for Ident 5811 - BOSNIA & HERZEGOVINA - UND through October 2025

Status/ District Number Name of Months in Status *		Clubs							Membership							Member Strength		Cancellation		Reports			Finance		Leadership		
		Active Clubs	Clubs in Status Quo	Total Clubs	% Status Quo Clubs in Financial Suspension	New Clubs	Cancelled Clubs	YTD Net Club Gain/Loss	Current Members In Active Clubs	Current Members In Status Quo Clubs	Current Total Members Count	YTD Add	YTD Drop	YTD NetGrowth (includes Active and Status Quo)	YTD NetGrowth% (includes Active and Status Quo)	Member Count 12 Months Ago	Average Member Count Per Club	% of Clubs with less than 20 members	Average Cancelled Club Age	Members Lost Due to Cancelled Clubs	% of Clubs Reporting Service	% No MMR in 3 Months	% No Officer Report in 12 months	% of Clubs with balance 90+ days	Number of Zone Chairs Recorded	Number of Region Chairs Recorded	District Officers Vacancies **
Ident 5811 - BOSNIA & HERZEGOVINA		4	0	4	0%	0	0	0	66	0	66	1	0	1	1.54%	71	17	75%	0	0	25%	75%	0%	75%	0	0	
		4	0	4	0%	0	0	0	66	0	66	1	0	1	1.54%	71	17	75%	0	0	25%	75%	0%	75%	0	0	



District Health Assessment for Ident 5815 - REPUBLIC OF MONTENEGRO - UND through October 2025

Status/ District Name Number of Months in Status *		Clubs							Membership							Member Strength		Cancellation		Reports			Finance	Leadership			
		Active Clubs	Clubs in Status Quo	Total Clubs	% Status Quo Clubs in Financial Suspension	New Clubs	Cancelled Clubs	YTD Net Club Gain/Loss	Current Members In Active Clubs	Current Members In Status Quo Clubs	Current Total Members Count	YTD Add	YTD Drop	YTD NetGrowth (includes Active and Status Quo)	YTD NetGrowth% (includes Active and Status Quo)	Member Count 12 Months Ago	Average Member Count Per Club	% of Clubs with less than 20 members	Average Cancelled Club Age	Members Lost Due to Cancelled Clubs	% of Clubs Reporting Service	% No MMR in 3 Months	% No Officer Report in 12 months	% of Clubs with balance 90+ days	Number of Zone Chairs Recorded	Number of Region Chairs Recorded	District Officers Vacancies **
Ident 5815 - REPUBLIC OF MONTENEGRO		2	0	2	0%	0	0	0	40	0	40	0	1	-1	-2.44%	43	20	0%	0	0	0%	50%	0%	0%	0	0	0
		2	0	2	0%	0	0	0	40	0	40	0	1	-1	-2.44%	43	20	0%	0	0	0%	50%	0%	0%	0	0	0




District Health Assessment for Ident 5823 - REP OF TAJIKISTAN - UND through October 2025

Status/ District Name of Months in Status *		Clubs							Membership							Member Strength		Cancellation		Reports			Finance	Leadership			
		Active Clubs	Clubs in Status Quo	Total Clubs	% Status Quo in Financial Suspension	New Clubs	Cancelled Clubs	YTD Net Club Gain/ Loss	Current Members In Active Clubs	Current Members In Status Quo Clubs	Current Total Members Count	YTD Add	YTD Drop	YTD NetGrowth (includes Active and Status Quo)	YTD NetGrowth% (includes Active and Status Quo)	Member Count 12 Months Ago	Average Member Count Per Club	% of Clubs with less than 20 members	Average Cancelled Club Age	Members Lost Due to Cancelled Clubs	% of Clubs Reporting Service	% No MMR in 3 Months	% No Officer Report in 12 months	% of Clubs with balance 90+ days	Number of Zone Chairs Recorded	Number of Region Chairs Recorded	District Officers Vacancies **
Ident 5823 - REP OF TAJIKISTAN		1	0	1	0%	0	0	0	20	0	20	0	0	0	0.00%	20	20	0%	0	0	100%	0%	0%	0%	0	0	
		1	0	1	0%	0	0	0	20	0	20	0	0	0	0.00%	20	20	0%	0	0	100%	0%	0%	0%	0	0	



District Health Assessment for Ident 5827 - REP OF GEORGIA - UND through October 2025

 Status/ District Name		Clubs							Membership							Member Strength		Cancellation		Reports			Finance	Leadership			
		Active Clubs	Clubs in Status Quo	Total Clubs	% Status Quo Clubs in Financial Suspension	New Clubs	Cancelled Clubs	YTD Net Club Gain/Loss	Current Members In Active Clubs	Current Members In Status Quo Clubs	Current Total Members Count	YTD Add	YTD Drop	YTD NetGrowth (includes Active and Status Quo)	YTD NetGrowth% (includes Active and Status Quo)	Member Count 12 Months Ago	Average Member Count Per Club	% of Clubs with less than 20 members	Average Cancelled Club Age	Members Lost Due to Cancelled Clubs	% of Clubs Reporting Service	% No MMR in 3 Months	% No Officer Report in 12 months	% of Clubs with balance 90+ days	Number of Zone Chairs Recorded	Number of Region Chairs Recorded	District Officers Vacancies **
Ident 5827 - REP OF GEORGIA		15	0	15	0%	0	0	0	232	0	232	0	0	0	0.00%	234	15	47%	0	0	0%	100%	93%	53%	0	0	
		15	0	15	0%	0	0	0	232	0	232	0	0	0	0.00%	234	15	47%	0	0	0%	100%	93%	53%	0	0	



District Health Assessment for Ident 5835 - ALBANIA - UND through October 2025

Status/ District Name of Months in Status *		Clubs							Membership							Member Strength		Cancellation		Reports			Finance	Leadership			
		Active Clubs	Clubs in Status Quo	Total Clubs	% Status Quo Clubs in Financial Suspension	New Clubs	Cancelled Clubs	YTD Net Club Gain/ Loss	Current Members In Active Clubs	Current Members In Status Quo Clubs	Current Total Members Count	YTD Add	YTD Drop	YTD NetGrowth (includes Active and Status Quo)	YTD NetGrowth% (includes Active and Status Quo)	Member Count 12 Months Ago	Average Member Count Per Club	% of Clubs with less than 20 members	Average Cancelled Club Age	Members Lost Due to Cancelled Clubs	% of Clubs Reporting Service	% No MMR in 3 Months	% No Officer Report in 12 months	% of Clubs with balance 90+ days	Number of Zone Chairs Recorded	Number of Region Chairs Recorded	District Officers Vacancies **
Ident 5835 - ALBANIA		2	0	2	0%	0	0	0	37	0	37	0	0	0	0.00%	36	19	100%	0	0	0%	100%	50%	100%	0	0	
		2	0	2	0%	0	0	0	37	0	37	0	0	0	0.00%	36	19	100%	0	0	0%	100%	50%	100%	0	0	



District Health Assessment for Ident 5839 - BELARUS REP. - UND through October 2025

Status/ District Name of Months in Status *		Clubs							Membership							Member Strength		Cancellation		Reports			Finance		Leadership		
		Active Clubs	Clubs in Status Quo	Total Clubs	% Status Quo Clubs in Financial Suspension	New Clubs	Cancelled Clubs	YTD Net Club Gain/ Loss	Current Members In Active Clubs	Current Members In Status Quo Clubs	Current Total Members Count	YTD Add	YTD Drop	YTD NetGrowth (includes Active and Status Quo)	YTD NetGrowth% (includes Active and Status Quo)	Member Count 12 Months Ago	Average Member Count Per Club	% of Clubs with less than 20 members	Average Cancelled Club Age	Members Lost Due to Cancelled Clubs	% of Clubs Reporting Service	% No MMR in 3 Months	% No Officer Report in 12 months	% of Clubs with balance 90+ days	Number of Zone Chairs Recorded	Number of Region Chairs Recorded	District Officers Vacancies **
Ident 5839 - BELARUS REP.		0	3	3	0%	0	0	0	40	40	0	0	0	0.00%	40	0	100%	0	0	0%	100%	100%	33%	0	0		
		0	3	3	0%	0	0	0	40	40	0	0	0	0.00%	40	0	100%	0	0	0%	100%	100%	33%	0	0		



District Health Assessment for Ident 5851 - REP OF SAN MARINO - UND through October 2025

Status/ District Name of Months in Status *		Clubs							Membership							Member Strength		Cancellation		Reports			Finance	Leadership		
		Active Clubs	Clubs in Status Quo	Total Clubs	% Status Quo in Financial Suspension	New Clubs	Cancelled Clubs	YTD Net Club Gain/ Loss	Current Members In Active Clubs	Current Members In Status Quo Clubs	Current Total Members Count	YTD Add	YTD Drop	YTD NetGrowth (includes Active and Status Quo)	YTD NetGrowth% (includes Active and Status Quo)	Member Count 12 Months Ago	Average Member Count Per Club	% of Clubs with less than 20 members	Average Cancelled Club Age	Members Lost Due to Cancelled Clubs	% of Clubs Reporting Service	% No MMR in 3 Months	% No Officer Report in 12 months	% of Clubs with balance 90+ days	Number of Zone Chairs Recorded	Number of Region Chairs Recorded
Ident 5851 - REP OF SAN MARINO		1	0	1	0%	0	0	41	0	41	2	0	2	5.13%	40	41	0%	0	0	0%	0%	0%	0%	0	0	
		1	0	1	0%	0	0	41	0	41	2	0	2	5.13%	40	41	0%	0	0	0%	0%	0%	0%	0	0	



District Health Assessment for Ident 5863 - REP OF MOLDOVA - UND through October 2025

Status/ District Name Number of Months in Status *		Clubs							Membership							Member Strength		Cancellation		Reports			Finance	Leadership			
		Active Clubs	Clubs in Status Quo	Total Clubs	% Status Quo Clubs in Financial Suspension	New Clubs	Cancelled Clubs	YTD Net Club Gain/Loss	Current Members In Active Clubs	Current Members In Status Quo Clubs	Current Total Members Count	YTD Add	YTD Drop	YTD NetGrowth (includes Active and Status Quo)	YTD NetGrowth% (includes Active and Status Quo)	Member Count 12 Months Ago	Average Member Count Per Club	% of Clubs with less than 20 members	Average Cancelled Club Age	Members Lost Due to Cancelled Clubs	% of Clubs Reporting Service	% No MMR in 3 Months	% No Officer Report in 12 months	% of Clubs with balance 90+ days	Number of Zone Chairs Recorded	Number of Region Chairs Recorded	District Officers Vacancies **
Ident 5863 - REP OF MOLDOVA		7	0	7	0%	0	0	0	101	0	101	5	6	-1	-0.98%	132	14	100%	0	0	0%	29%	0%	29%	0	0	
		7	0	7	0%	0	0	0	101	0	101	5	6	-1	-0.98%	132	14	100%	0	0	0%	29%	0%	29%	0	0	




District Health Assessment for Ident 5867 - PRIN OF MONACO - UND through October 2025

Status/ District Name Number of Months in Status *		Clubs							Membership							Member Strength		Cancellation		Reports			Finance		Leadership		
		Active Clubs	Clubs in Status Quo	Total Clubs	% Status Quo Clubs in Financial Suspension	New Clubs	Cancelled Clubs	YTD Net Club Gain/Loss	Current Members In Active Clubs	Current Members In Status Quo Clubs	Current Total Members Count	YTD Add	YTD Drop	YTD NetGrowth (includes Active and Status Quo)	YTD NetGrowth% (includes Active and Status Quo)	Member Count 12 Months Ago	Average Member Count Per Club	% of Clubs with less than 20 members	Average Cancelled Club Age	Members Lost Due to Cancelled Clubs	% of Clubs Reporting Service	% No MMR in 3 Months	% No Officer Report in 12 months	% of Clubs with balance 90+ days	Number of Zone Chairs Recorded	Number of Region Chairs Recorded	District Officers Vacancies **
Ident 5867 - PRIN OF MONACO		1	0	1	0%	0	0	0	34	0	34	0	0	0	0.00%	35	34	0%	0	0	0%	100%	100%	100%	0	0	
		1	0	1	0%	0	0	0	34	0	34	0	0	0	0.00%	35	34	0%	0	0	0%	100%	100%	100%	0	0	




District Health Assessment for Ident 5875 - GIBRALTAR - UND through October 2025

<div></div> <div>Status/ District Name</div> <div>Number of Months in Status *</div>		Clubs							Membership							Member Strength		Cancellation		Reports			Finance	Leadership			
		Active Clubs	Clubs in Status Quo	Total Clubs	% Status Quo in Financial Suspension	New Clubs	Cancelled Clubs	YTD Net Club Gain/ Loss	Current Members In Active Clubs	Current Members In Status Quo Clubs	Current Total Members Count	YTD Add	YTD Drop	YTD NetGrowth (includes Active and Status Quo)	YTD NetGrowth% (includes Active and Status Quo)	Member Count 12 Months Ago	Average Member Count Per Club	% of Clubs with less than 20 members	Average Cancelled Club Age	Members Lost Due to Cancelled Clubs	% of Clubs Reporting Service	% No MMR in 3 Months	% No Officer Report in 12 months	% of Clubs with balance 90+ days	Number of Zone Chairs Recorded	Number of Region Chairs Recorded	District Officers Vacancies **
Ident 5875 - GIBRALTAR		1	0	1	0%	0	0	0	16	0	16	2	0	2	14.29%	17	16	100%	0	0	0%	0%	0%	100%	0	0	
		1	0	1	0%	0	0	0	16	0	16	2	0	2	14.29%	17	16	100%	0	0	0%	0%	0%	100%	0	0	



District Health Assessment for Ident 5891 - REP OF LATVIA - UND through October 2025

 Status/ District Name of Months in Status *		Clubs							Membership							Member Strength		Cancellation		Reports			Finance		Leadership		
		Active Clubs	Clubs in Status Quo	Total Clubs	% Status Quo Clubs in Financial Suspension	New Clubs	Cancelled Clubs	YTD Net Club Gain/Loss	Current Members In Active Clubs	Current Members In Status Quo Clubs	Current Total Members Count	YTD Add	YTD Drop	YTD NetGrowth (includes Active and Status Quo)	YTD NetGrowth% (includes Active and Status Quo)	Member Count 12 Months Ago	Average Member Count Per Club	% of Clubs with less than 20 members	Average Cancelled Club Age	Members Lost Due to Cancelled Clubs	% of Clubs Reporting Service	% No MMR in 3 Months	% No Officer Report in 12 months	% of Clubs with balance 90+ days	Number of Zone Chairs Recorded	Number of Region Chairs Recorded	District Officers Vacancies **
Ident 5891 - REP OF LATVIA		2	0	2	0%	0	1	-1	15	0	15	0	6	-6	-28.57%	21	8	100%	7	6	0%	50%	0%	0%	0	0	
		2	0	2	0%	0	1	-1	15	0	15	0	6	-6	-28.57%	21	8	100%	7	6	0%	50%	0%	0%	0	0	



District Health Assessment for Ident 5911 - REPUBLIC OF KOSOVO - UND through October 2025

Status/ District Name of Months in Status *		Clubs							Membership							Member Strength		Cancellation		Reports			Finance	Leadership			
		Active Clubs	Clubs in Status Quo	Total Clubs	% Status Quo in Financial Suspension	New Clubs	Cancelled Clubs	YTD Net Club Gain/ Loss	Current Members In Active Clubs	Current Members In Status Quo Clubs	Current Total Members Count	YTD Add	YTD Drop	YTD NetGrowth (includes Active and Status Quo)	YTD NetGrowth% (includes Active and Status Quo)	Member Count 12 Months Ago	Average Member Count Per Club	% of Clubs with less than 20 members	Average Cancelled Club Age	Members Lost Due to Cancelled Clubs	% of Clubs Reporting Service	% No MMR in 3 Months	% No Officer Report in 12 months	% of Clubs with balance 90+ days	Number of Zone Chairs Recorded	Number of Region Chairs Recorded	District Officers Vacancies **
Ident 5911 - REPUBLIC OF KOSOVO		5	0	5	0%	0	2	-2	70	0	70	1	46	-45	-39.13%	100	14	80%	3	35	0%	40%	20%	80%	0	0	
		5	0	5	0%	0	2	-2	70	0	70	1	46	-45	-39.13%	100	14	80%	3	35	0%	40%	20%	80%	0	0	



District Health Assessment for Ident 5915 - ARMENIA - UND through October 2025

Status/ District Name of Months in Status *		Clubs							Membership							Member Strength		Cancellation		Reports			Finance	Leadership			
		Active Clubs	Clubs in Status Quo	Total Clubs	% Status Quo in Financial Suspension	New Clubs	Cancelled Clubs	YTD Net Club Gain/ Loss	Current Members In Active Clubs	Current Members In Status Quo Clubs	Current Total Members Count	YTD Add	YTD Drop	YTD NetGrowth (includes Active and Status Quo)	YTD NetGrowth% (includes Active and Status Quo)	Member Count 12 Months Ago	Average Member Count Per Club	% of Clubs with less than 20 members	Average Cancelled Club Age	Members Lost Due to Cancelled Clubs	% of Clubs Reporting Service	% No MMR in 3 Months	% No Officer Report in 12 months	% of Clubs with balance 90+ days	Number of Zone Chairs Recorded	Number of Region Chairs Recorded	District Officers Vacancies **
Ident 5915 - ARMENIA		2	3	5	0%	0	0	0	16	27	43	0	0	0	0.00%	27	8	100%	0	0	0%	100%	60%	40%	0	0	
		2	3	5	0%	0	0	0	16	27	43	0	0	0	0.00%	27	22	100%	0	0	0%	100%	60%	40%	0	0	



District Health Assessment for Ident 5931 - BULGARIA - UND through October 2025

Status/ District Name Number of Months in Status *		Clubs							Membership							Member Strength		Cancellation		Reports			Finance	Leadership			
		Active Clubs	Clubs in Status Quo	Total Clubs	% Status Quo Clubs in Financial Suspension	New Clubs	Cancelled Clubs	YTD Net Club Gain/Loss	Current Members In Active Clubs	Current Members In Status Quo Clubs	Current Total Members Count	YTD Add	YTD Drop	YTD NetGrowth (includes Active and Status Quo)	YTD NetGrowth% (includes Active and Status Quo)	Member Count 12 Months Ago	Average Member Count Per Club	% of Clubs with less than 20 members	Average Cancelled Club Age	Members Lost Due to Cancelled Clubs	% of Clubs Reporting Service	% No MMR in 3 Months	% No Officer Report in 12 months	% of Clubs with balance 90+ days	Number of Zone Chairs Recorded	Number of Region Chairs Recorded	District Officers Vacancies **
Ident 5931 - BULGARIA		9	0	9	0%	0	0	0	216	0	216	7	12	-5	-2.26%	217	24	33%	0	0	22%	67%	11%	22%	0	0	
		9	0	9	0%	0	0	0	216	0	216	7	12	-5	-2.26%	217	24	33%	0	0	22%	67%	11%	22%	0	0	



District Health Assessment for Ident 5935 - SERBIA - UND through October 2025

Status/ District Name of Months in Status *		Clubs							Membership							Member Strength		Cancellation		Reports			Finance	Leadership			
		Active Clubs	Clubs in Status Quo	Total Clubs	% Status Quo Clubs in Financial Suspension	New Clubs	Cancelled Clubs	YTD Net Club Gain/ Loss	Current Members In Active Clubs	Current Members In Status Quo Clubs	Current Total Members Count	YTD Add	YTD Drop	YTD NetGrowth (includes Active and Status Quo)	YTD NetGrowth% (includes Active and Status Quo)	Member Count 12 Months Ago	Average Member Count Per Club	% of Clubs with less than 20 members	Average Cancelled Club Age	Members Lost Due to Cancelled Clubs	% of Clubs Reporting Service	% No MMR in 3 Months	% No Officer Report in 12 months	% of Clubs with balance 90+ days	Number of Zone Chairs Recorded	Number of Region Chairs Recorded	District Officers Vacancies **
Ident 5935 - SERBIA		4	0	4	0%	0	0	0	49	0	49	1	5	-4	-7.55%	46	12	75%	0	0	0%	50%	0%	25%	0	0	
		4	0	4	0%	0	0	0	49	0	49	1	5	-4	-7.55%	46	12	75%	0	0	0%	50%	0%	25%	0	0	

* - District Status: P - Provisional, T - Transitional.
** - District Officers Vacancies: DG - District Governor, 1st VDG - First Vice District Governor, 2nd VDG - Second Vice District Governor.